

LINT REMOVER

Accessory of USB Portable Travel Iron | IRT-S1



USER MANUAL

Please read these instructions and warranty information carefully before use and keep them handy for future reference.

SAFETY INSTRUCTIONS

1. Never rinse the body with water, nor use it in the bathroom. Otherwise, it will not function properly.
2. When charging or using the device, if you notice any abnormal situation such as smell, temperature, or sound, cut off electricity immediately and stop charging or using it.
3. Keep the device in a dry place, away from moisture.
4. When using the device, do not remove the body cover and other parts.

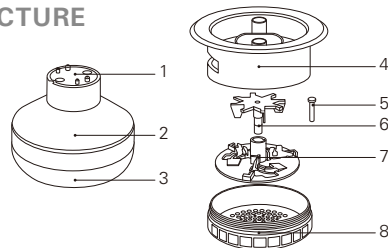
PRODUCT INTRODUCTION

This product is suitable for removing pills and fuzz balls from different kinds of clothing items, such as wool cardigans, polyester clothing, sofa covers, curtains and carpets, etc.

Note! This product is used in conjunction with the power bank, as part of the mobile series. It cannot be used on its own.

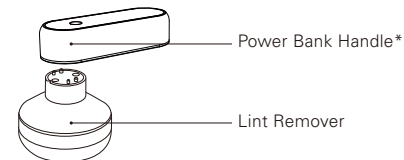
PRODUCT STRUCTURE


1. Magnetic Connector
2. Body
3. Body Cover
4. Inner Cover
5. Safety Shaft
6. Fan Blade
7. Blade Rest
8. Mesh Cover



OPERATING INSTRUCTIONS

1. Lint Remover is used in conjunction with the Power Bank Handle*, as part of the mobile series.



2. Hold and press down the  button; the device goes to Speed Level 1 automatically. Place garment flat on the table, put the mesh plate of the device touching the garment and move back and forth gently. Be careful where the hairball form knots so as not to damage the fabric.
3. This device has 3 levels of speed available, Level 1 with 1 light, Level 2 with 2 lights and Level 3 with 3 lights.



CLEANING

1. Turn off the device, unscrew the body cover.
2. Get rid of the lint and hairballs in the area.
3. Unscrew the mesh cover. Use a clean brush to clean the mesh cover and the inside compartment. Get rid of any debris and dirt.
4. Screw back the mesh cover and the body cover in place.

*Power Bank Handle not included

TECHNICAL SPECIFICATIONS

產品規格

Model No.	型號	IRT-S1
Voltage	電壓	5 V
Dimensions	機身尺寸	(W) 73 x (D) 83 mm
Net Weight	淨重	138 g

Specifications are subject to change without prior notice.

If there is any inconsistency or ambiguity between the English version and the Chinese version, the Chinese version shall prevail.

Refer to www.germanpool.com for the most up-to-date version of the User Manual.

產品規格及設計如有變更，恕不另行通知。

中英文版本如有出入，一概以中文版為準。

本產品說明書以www.germanpool.com網上版為最新版本。

注意事項

1. 絕不能用水沖洗機體，也不要帶進浴室使用，否則會發生故障。
2. 當產品在充電或使用中發生異常情況（如氣味、溫度、聲音異常），應立即切斷電源，並停止使用。
3. 請將機體放在乾燥的地方，遠離潮濕。
4. 正常使用時不得卸下外罩或其他機件。

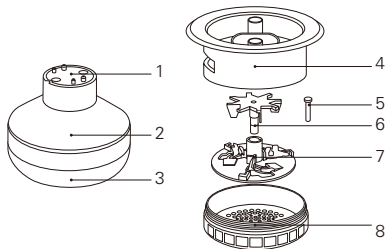
產品簡介

本產品適用於清除起毛球或起毛粒的各類服裝，包括羊毛衫、尼制服、沙發、地毯、及毛質布等。

注意！本產品不能單獨使用，必須與配套的移動電源組合一起才能正常使用。

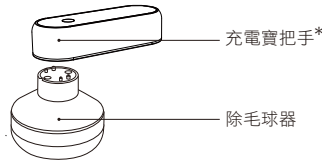
產品結構


1. 磁能連接口
2. 機體
3. 外罩
4. 內罩
5. 保險杆
6. 風葉
7. 刀架
8. 網罩



使用說明

1. 除毛球器需要與充電寶把手*組合使用。



2. 長按 , 啟動一檔狀態運行；將衣物平鋪在枱面上，將網罩輕輕貼於衣物來回移動。注意毛球打結處，以免衣物破損。
3. 本產品設計共有三檔轉速：一檔為慢檔，指示燈亮一個；二檔為中檔，指示燈亮兩個；三檔為高檔，指示燈亮三個。



保養方法

1. 關閉毛球修剪器開關，打開外罩。
2. 清理網罩及機頭內的球屑。
3. 擰開網罩，使用刷子清潔網罩及機體內的球屑。
4. 清潔完畢後請裝好網罩及外罩。

*不包括充電寶把手

保用條款

此保用提供德國寶產品之機件在正常使用下壹年保用（自購買日起計算）。

* 貴戶須在購機十天內，以下列其中一種方式向本公司登記資料，保用手續方正式生效：

- 1) 填妥本公司網頁內之保用登記表格
www.germanpool.com/warranty



- 2) 填妥保用登記卡，郵寄至本公司。

Warranty Terms & Conditions

Under normal operations, the product will gurantee a 1-year full warranty provided by German Pool (effective from the date of purchase).

* This warranty is not valid until customer registration information is received by our Service Centre within 10 days of purchase via one of the following means:

- 1) Visit our website and register online:
www.germanpool.com/warranty



- 2) Complete all the fields on the attached Warranty Card and mail it back to our Customer Service Centre.

另請填妥以下表格並與正本發票一併保存，以便維修時核對資料。用戶提供之所有資料必須正確無誤，否則免費保用將會無效。

Please fill out the form below. This information and the original purchase invoice will be required for any repairs. Warranty will be invalidated if information provided is found to be inaccurate.

型號 Model No. : IRT-S1

機身號碼 Serial No. : _____ 發票號碼 Invoice No. : _____

購買商號 Purchased From : _____ 購買日期 Purchase Date : _____

1. 未能出示購買發票正本者，將不獲免費維修服務。
2. 用戶應依照說明書的指示操作。本保用並不包括：
 - 上門安裝、檢驗、維修或更換零件之人工以及一切運輸費用；
 - 因天然與人為意外造成的損壞(包括運輸及其他)；
 - 任何塑膠附件及輔助裝置；
 - 電源接合不當、不依說明書而錯誤或疏忽使用本機所致之損壞。
3. 於下列情況下，用戶之保用資格將被取消：
 - 購買發票有任何非認可之刪改；
 - 產品被用作商業或工業用途；
 - 產品經非認可之技術人員改裝或加裝任何配件；
 - 機身編號被擅自塗改、破壞或刪除。
4. 總代理有權選擇維修或更換配件。
5. 產品一經被轉讓，其保用即被視作無效。

1. Customer who fails to present original purchase invoice will be disqualified for free warranty.
2. Customer should always follow the operating instructions. This warranty does not apply to:
 - labour costs for on-site installation, check-up, repair, replacement of parts and other transportation costs;
 - damages caused by accidents of any kind (including transport and others);
 - plastic parts and accessories;
 - operating failures resulted from incorrect voltage, improper operations and unauthorized installations or repairs.
3. This warranty is invalid if:
 - purchase invoice is modified by unauthorized party;
 - product is used for any commercial or industrial applications;
 - product is repaired or modified by unauthorized personnel, or unauthorized parts are installed;
 - serial number is modified, damaged or removed from the product.
4. German Pool will, in its discretion, repair or replace any defective part.
5. This warranty will be void if there is any transfer of ownership from the original purchaser.

客戶服務及維修中心

中國香港

九龍灣啟興道1-3號
九龍貨倉10樓

電話：+852 2333 6249

傳真：+852 2356 9798

電郵：repairs@germanpool.com

中國澳門

澳門俾利喇街145號
寶豐工業大廈3樓

電話：+853 2875 2699

傳真：+853 2875 2661

Customer Service & Repair Centre

Hong Kong, China

10/F, Kowloon Godown
1-3 Kai Hing Road, Kowloon Bay,
Kowloon, Hong Kong

Tel : +852 2333 6249

Fax : +852 2356 9798

Email : repairs@germanpool.com

Macau, China

3/F, Edificio Industrial Pou Fung,
145 Rua de Francisco Xavier Pereira,
Macau

Tel : +853 2875 2699

Fax : +853 2875 2661

此保用只適用於香港及澳門 | This warranty is valid only in Hong Kong and Macau

IRT-S1_M_19(1.1)