

GERMAN  
POOL

Foldable Food Warmer Mat

FWM-125



USER MANUAL

Please read these instructions and warranty information carefully before use and keep them handy for future reference.

Warnings and Safety Precautions

⚠ WARNING!

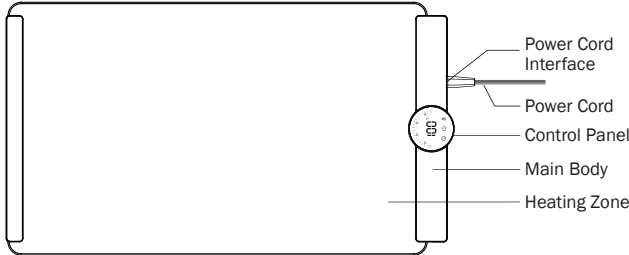
Read all instructions carefully before using this product.

- This product is for domestic indoor use only. If this product is used for any commercial, industrial, rental or other purposes, product warranty will be VOIDED.
- This product is not intended for use by children or persons with reduced physical, sensory or mental capabilities, or lack of experience and knowledge, unless they have been given supervision or instruction concerning use of this product by an adult responsible for their safety.
- Mind your children and DO NOT let children play with this product.
- Cleaning and user maintenance shall not be made by children without supervision.
- Check the voltage indicated on the rating label before using this product.
- If the supply cord is damaged, it must be replaced by the manufacturer, its service agent or similarly qualified persons in order to avoid hazards.
- Unplug this product from the power source before cleaning and maintenance.
- Contact German Pool authorized service technician for repair or maintenance of this product.

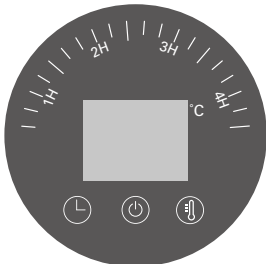
- Danger of fire and electric shock exist in all electrical appliances and may cause personal injury. Before use, read this manual carefully and observe the following safety measures.
- Check that the voltage you are using matches the rated voltage of this product.
- This product is not intended for use by persons (including children) with reduced physical, sensory or mental capabilities, or lack of experience and knowledge, unless they have been given supervision or instruction concerning use of this product by a person responsible for their safety.
- To prevent electrical shock, DO NOT immerse this product, its power cord or power plug in water or other liquids, and DO NOT use this product in the bathroom, near water sources, outdoors or in humid environments.
- To avoid fire hazard, his product must be used on a level and sturdy tabletop, DO NOT use on carpets, towels, plastic or other surfaces not resistant to heat.
- When using this product, make sure it is completely unrolled and placed on a horizontal flat tabletop. DO NOT power on this product when it is rolled up.
- When unplugging the plug, user must hold the pull out by the plug. DO NOT yank or twist the power cord to prevent the power cord from being damaged and causing electric shock.
- DO NOT drop this product or subject it to strong impact.
- When any electrical component of this product is damaged or malfunctioning, stop using this product immediately and contact German Pool Customer Service and Repair Centre for replacement or repair.
- DO NOT use parts produced by non-designated manufacturers, otherwise it will cause harm to users or pose potential danger.
- When using this product, the power cord must be correctly positioned so that it does not hang downwards or cause people to trip over it.
- DO NOT hang this product on the edge of a table or on a hot surface, in order to avoid damaging the power cord and causing dangers such as electrical leakage.
- DO NOT place this product on or near hot gas stoves and induction stoves or in the oven.
- DO NOT use sharp objects on this product to avoid damaging the coating.
- DO NOT place plastic plates, plastic trays or plastic wrappings on this product.
- ⚠ This icon represents that the touchable surfaces may be very hot.
- This product will become hot during use, DO NOT during use, DO NOT in order to avoid getting burnt.
- If this product will be used together with specific containers that are not provided with this product, user must refer to the instructions for use of the container and confirm it is safe to be used with this product. (Note: Specific containers refer to normal day-to-day ceramic, metal or glass household utensils, etc.).
- DO NOT use metal brush to clean this product.

- When this product is not in use, or before cleaning, maintaining or storing away this product, make sure to turn off the product and unplug it from the power socket and allow it to cool down completely first.
- DO NOT immerse this product in water or rinse it directly with water.
- Keep this product out of reach of children. DO NOT allow children under 8 years old to touch this product or its power cord.
- Children must be supervised so that they DO NOT play with this product.
- DO NOT allow children to clean or maintain this product without adult supervision.
- This product is intended to be used in household and similar applications such as:
  - Staff kitchen areas in shops, offices and other working environments;
  - Farm houses;
  - By clients in hotels, motels and other residential type environments;
  - Bed and breakfast type environments.
- DO NOT use this product outdoors.
- ⚠ WARNING! Hot surface.
- DO NOT use this product for other than its intended purpose.
- If the power cord is damaged, it must be replaced by German Pool Customer Service & Repair Centre. DO NOT disassemble or repair by yourself.
- DO NOT operate this product with an external timer or independent remote control system.

Product Structure



Control Panel



Icon	Description
	Timer Key
	On/Off Key
	Temperature Key
	Temperature Display
	Time Display

Operation Instructions

⚠ WARNING!

- DO NOT use this product on glass tables, plastic tables and other tabletops that are not heat-resistant.
- When using this product, make sure it is completely unrolled. DO NOT power on this product when it is rolled up.
- DO NOT heat food directly on this product. Food must be placed in a suitable container.
- DO NOT cut food on this product, in order to avoid causing personal injury or damage to the product.
- DO NOT place more than 5kg load on this product to avoid damaging the product.
- During use or in the 30 minutes after use, DO NOT touch the heating zone in order to avoid scalding.

- Connect to the power source, buzzer will beep once, display will show "OF" and the product enters standby state.
- Tap On/Off Key to turn on the product. By default, the product is set to heat at 60°C for 1 hour.
- Tap Temperature Key to cycle among keep warm temperature of 60°C / 70°C / 80°C / 90°C / 100°C.
- Tap Timer Key to cycle among keep warm time of 1 hr / 2 hr / 3 hr / 4 hr.
- After timer countdown runs out, the product will automatically shut off; alternatively, user can tap On/Off Key anytime to turn off the product immediately.

Note:

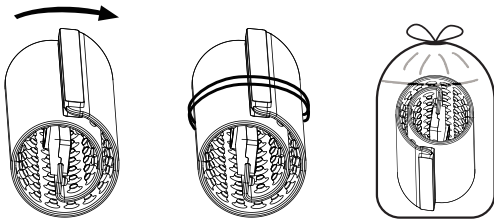
- The selected keep warm temperature indicates the temperature of the heating zone surface, not the temperature of the food.
- In standby state, if the product does not receive any command in 1 minute, it will automatically turn off.
- It is recommended to preheat this product for 20 minutes before placing any food on it, this will enhance the food warming effect.

Cleaning and Maintenance

⚠ WARNING!

- Before cleaning this product, turn off the product, unplug from the power source and allow the product to cool down completely first.
- If this product shows malfunction or needs repair, unplug it from the power source immediately and contact German Pool Customer Service & Repair Centre. Inspection and repair must be conducted by German Pool's qualified technicians. DO NOT disassemble this product by yourself.
- DO NOT immerse or rinse this product with water.

- DO NOT place this product inside the dishwasher.
- This product can be wiped with a wrung-out non-abrasive soft cloth.
- After cleaning, let product air dry completely before storing it away.
- Roll up the product, and secure it with the included strap.
- Wrap the product in the dust-proof bag, and store it in a dry and ventilated place.



Technical Specification

Model	FWM-125
Voltage	220-240 V~
Frequency	50/60 Hz
Power	250 W
Product Dimensions	(H) 28 (W) 674 (D) 380 mm
Net Weight	2.25 kg

- Specification is subject to change without prior notice.
- If there is any inconsistency or ambiguity between the English version and the Chinese version, the Chinese version shall prevail.
- Refer to [www.germanpool.com](http://www.germanpool.com) for the most update version of the user manual.

保用條款

此保用提供德國寶產品之條件在正常使用下壹年保用 (自購買日起計算)。

- 貴戶最近需於七天內，以下列其中一種方式向本公司登記資料，俾得享此保用正式生效：
  - 1) 透過德國寶(P)手機應用程式使用登記表 (請按右方二維碼)
  - 2) 逕至本公司經銷商使用登記表 [www.germanpool.com/warranty](http://www.germanpool.com/warranty)
  - 3) 填妥保用卡郵寄至本公司。



Warranty Terms & Conditions

Under normal operations, the product will guarantee a 3-year full warranty provided by German Pool (effective from the date of purchase).

- Visit our VIP App and register online: (Scan the QR Code on the left)
- Visit our website and register online: [www.germanpool.com/warranty](http://www.germanpool.com/warranty)
- Complete the attached Warranty Card and mail it back to our Customer Service Centre.



另請填寫以下表格寄回正本發票一併保存，以便維修時核對資料。用戶提供之所有資料必須正確無誤，否則免責保用將會失效。 Please fill out the form below. This information and the original purchase invoice will be required for any repairs. Warranty will be invalidated if information provided is found to be inaccurate.

型號 Model No.: FWM-125

機身號碼 Serial No.: \_\_\_\_\_

發票號碼 Invoice No.: \_\_\_\_\_

購買商號 Purchased From: \_\_\_\_\_

購買日期 Purchase Date: \_\_\_\_\_

- 未能出示購買發票正本者，將不獲免費維修服務。
- 用戶應依照說明書的指示操作。本保用並不包括：
  - 上門安裝、檢驗、維修或更換等之人工以及一切運輸費用；
  - 因天然與人為意外造成的損壞 (包括運輸及其他)；
  - 電源線不合、不依說明書而錯誤或造成使用本保用所致之損壞。
- 於下列情況下，用戶之保用資格將被取消：
  - 購買發票有任何非認可之刪改；
  - 產品被用作商業或工業用途；
  - 產品經非認可之技師人員拆改或加裝任何配件；
  - 機身編號被擅自塗改、破壞或磨損。
- 總代理有權選擇維修或更換配件或其機電部份。
- 產品一經被轉售，其保用即被視做失效。

- Customer who fails to present original purchase invoice will not be eligible for free warranty service.
- Customer should always follow the operating instructions. This warranty does not apply to:
  - labour costs for on-site installation, check-up, repair, replacement of parts and other transportation costs;
  - damages caused by accidents of any kind (including material transfer and others);
  - operating failures resulting from applying incorrect voltage, improper usage and unauthorized installations or repairs.
- This warranty is invalid if:
  - the purchase invoice is modified by an unauthorized party;
  - the product is used for any commercial or industrial purposes;
  - the product is repaired or modified by unauthorized personnel, or unauthorized parts are installed;
  - the serial number is modified, damaged or removed from the product.
- German Pool will, at its discretion, repair or replace any defective part.
- This warranty will be void if there is any transfer of ownership from the original purchaser.

客戶服務及維修中心

中國香港  
九龍大馬路19號  
三洲九龍灣貨運中心地下室  
電話: +852 2333 6249  
傳真: +852 2366 9798  
電郵: [repair@germanpool.com](mailto:repair@germanpool.com)

中國澳門

澳門貴州大馬路(貴州新街)  
515號美蘭廣場二期1樓A座  
電話: +852 2875 2699  
傳真: +852 2875 2661  
電郵: [repair@germanpool.com](mailto:repair@germanpool.com)

Customer Service & Repair Centre

Hong Kong, China  
Unit 8 G/F, Sunshine Hwongkon  
Congo Centre, 59 Tai Yip Street, Kowloon  
Tel: +852 2333 6249  
Fax: +852 2366 9798  
Email: [repair@germanpool.com](mailto:repair@germanpool.com)

Macau, China

A 1 Ande, Mei Hui Kong Cheong Faze 2  
Kowloon HongKong  
Tel: +852 2875 2699  
Fax: +852 2875 2661

警告及注意事項

⚠ 警告！

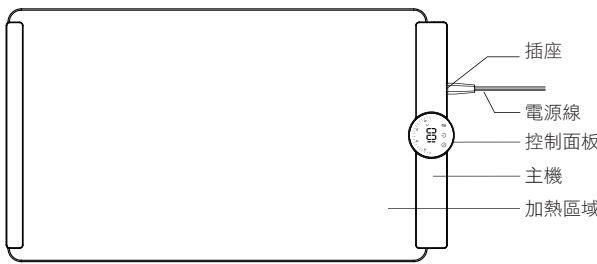
使用本產品前，請仔細閱讀所有說明。

- 本產品只限於居室內日常使用，如產品作任何商業、工業、出租或其他用途，保用將即告失效。
- 請勿讓兒童或身體有殘障、精神不健全及對本產品缺乏經驗或知識的人士單獨使用本產品；如需使用，必須要在負責任的成年人監管下方可使用。
- 應照顧好兒童，確保他們不會玩弄本產品。
- 無成年人監管下，勿讓兒童清潔及維護本產品。
- 使用前，請先檢查所有電壓是否與本產品標籤上的電壓相符。
- 如果電源線損壞，為免發生意外，電源線必須由廠方、廠方指定的維修中心或同等合格的技術人員進行更換。
- 清潔或檢查本產品前，必須先關機及拔掉插頭。
- 請聯繫德國寶授權的技術人員進行維修或保養本產品。

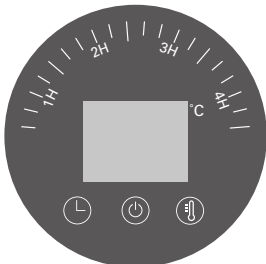
- 火災和觸電都存在於所有電器並可能引起人身傷害，使用之前必須詳細閱讀此說明書，並遵循以下安全措施。
- 檢查您所用的電壓與產品的額定電壓是否一致。
- 本產品嚴禁由存在肢體、感官或精神能力缺陷或缺少使用經驗和知識的人（包括兒童）使用，除非有負責他們安全的人對他們進行與本產品使用有關的監督或指導。
- 為防止電擊，嚴禁將主機、電源線或插頭浸入到水或其它液體中，嚴禁在浴室、水源附近、戶外或潮濕地區使用本產品。
- 使用本產品時，必須在水準檯面上操作，嚴禁在地毯、毛巾、塑膠等不耐熱的檯面上使用本產品，以免發生火災。
- 使用本產品時必須將產品完全打開，並平放在平整桌面，禁止捲起時對本產品通電工作。
- 拔下插頭時，必須握住插頭拔出，嚴禁用力猛拉或扭曲電源線，以防電源線損壞，產生漏電危險。
- 嚴禁掉落本產品或使其受到強烈衝擊。
- 當本產品任何電器部件破損或存在故障時，嚴禁繼續使用本產品，聯絡德國寶客戶服務及維修中心更換或維修。
- 嚴禁使用非指定生產商的元器件，否則會對用戶造成危害或構成潛在危險。
- 使用本產品時，必須確保放好電源線，以防止電源線懸垂或使人絆倒。
- 嚴禁將本產品懸掛在桌子邊緣或熱表面上，以防損傷電源線，造成漏電等危險。
- 嚴禁將本產品放在靠近近熱氣爐、電磁爐上或放在焗爐裡。
- 嚴禁在本產品上使用鋒利器具，以防損壞塗層。
- 嚴禁在發熱板上使用塑膠墊或塑膠纏繞物。
- ⚠ 此標誌指出，可接觸表面溫度可能很高。
- 本產品表面在使用過程中會變燙，切勿觸摸，以免燙傷。
- 如要將本產品與特定容器一起使用，而該容器並非本產品隨同提供，必須參照該容器的使用說明並確認安全後，方可使用。（備註：特定容器指陶瓷、五金或玻璃日常接觸的生活用具等）。
- 嚴禁使用金屬清潔刷清潔本產品。
- 不使用本產品，以及清潔、保養或收納之前，必須先關閉電源並拔掉電源插頭，並待機體冷卻後再做清潔。
- 嚴禁將本產品浸泡水中或用水直接沖洗。
- 注意保管好本產品，嚴禁讓小於8歲歲的兒童能夠拿取本產品及其電源線。
- 必須照看好兒童，確保他們不玩弄本產品。
- 在沒有監督的情況下，清洗以及維護器具的工作嚴禁由小孩來做。

- 本產品適用於家用和類以用途，例如：在商鋪、辦公室和其它工作環境中使用的員工廚房、客棧、汽車旅店和其它住宅型環境。
- 嚴禁在室外使用本產品。
- ⚠ 警告！高溫表面。
- 嚴禁將本產品另作其他用途。
- 如電源線損壞，必須聯絡德國寶客戶服務及維修中心更換，嚴禁自行拆修。
- 本產品嚴禁在外接計時器或獨立的遙控控制系統的方式下運行。

產品結構



控制面板



圖標	說明
	定時鍵
	開關鍵
	溫度鍵
	溫度顯示
	時間顯示

使用說明

⚠ 警告！

- 嚴禁將本產品放在玻璃桌、塑料桌等不耐熱的桌面上使用。
- 使用時必須將本產品完全展開攤平，嚴禁在捲摺狀態下通電。
- 嚴禁將食物直接放在本產品上加熱，必須使用合適的容器盛載食物。
- 嚴禁在本產品上切割食物，以免造成機器損壞或導致受傷。
- 嚴禁在本產品上放置超過5公斤的重量，以免壓壞本產品。
- 使用期間或使用後30分鐘內，嚴禁接觸加熱區域以防燙傷。

- 接通電源後，蜂鳴器發出提示聲1聲，顯示屏顯示「OF」進入待機狀態。
- 按「開關鍵 」開機，預設為以60度加熱1小時。
- 按「溫度鍵 」循環選擇60°C、70°C、80°C、90°C及100°C保溫溫度。
- 按「定時鍵 」循環選擇1小時、2小時、3小時及4小時保溫時間。
- 倒數完成後，產品將自動關機；或在使用期間按「開關鍵 」即時關機。

注意：

- 所選擇的加熱溫度代表加熱區域表面的溫度，並非食物溫度。
- 在待機狀態下，如1分鐘內無任何操作，產品將自動關機。
- 建議提前20分鐘開啟產品預熱，食物保溫效果更佳。



技術規格

型號	FWM-125
電壓	220-240 V~
頻率	50/60 Hz
功率	250 W
產品尺寸	(H) 28 (W) 674 (D) 380 mm
淨重	2.25 kg

- 產品規格及設計如有變更，恕不另行通知。
- 中英文版本如有出入，一概以中文版為準。
- 本產品使用說明書以[www.germanpool.com](http://www.germanpool.com)網上版為最新版本。